


SMD SHIELDED POWER INDUCTORS

COMPONENT

PRODUCT IDENTIFICATION



SRHN4D18 - □□□ □

A **B** **C**

A : SMT Shielded Power Inductors

B : Inductance

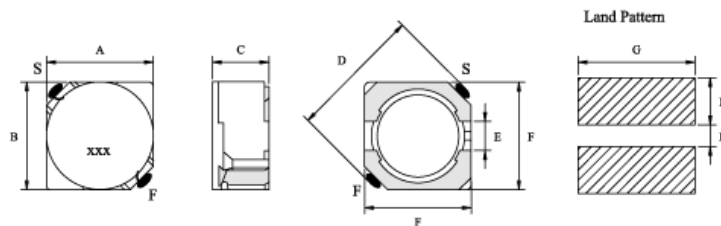
C : Tolerance K:10%,L:15%,M:20%,N:30%)

APPLICATIONS

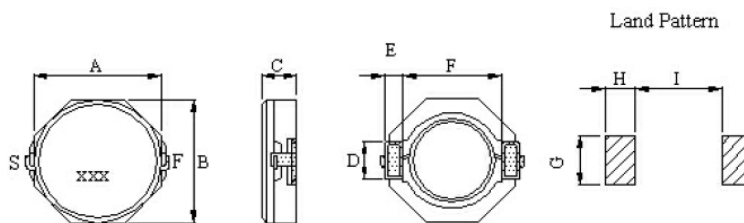
- DC-DC converter of portable equipment.
- Camcorder, LCD television set, Digital camera, P.D.A., Notebook.

SHAPES & DIMENSIONS

4D18/4D28/5D18/5D28/6D28/6D38



8D28/8D43



UNIT IN mm

TYPE	A (Max)	B (Max)	C (Max)	D (Max)	E (Ref.)	F (Ref.)	G	H	I
SRHN4D18	4.7	4.7	2.0	6.9	1.5	4.5	5.3	1.9	1.5
SRHN4D28	4.7	4.7	3.0	6.9	1.5	4.5	5.3	1.9	1.5
SRHN5D18	5.7	5.7	2.0	8.2	2.0	5.5	6.3	2.15	2.0
SRHN5D28	5.7	5.7	3.0	8.2	2.0	5.5	6.3	2.15	2.0
SRHN6D28	6.7	6.7	3.0	9.5	2.0	6.5	7.3	2.65	2.0
SRHN6D38	6.7	6.7	4.0	9.5	2.0	6.5	7.3	2.65	2.0
SRHN8D28	8.3	8.3	3.0	2.5	1.2	6.3	2.8	2.0	6.1
SRHN8D43	8.3	8.3	4.5	2.5	1.2	6.3	2.8	2.0	6.1

※Design as Customer's Requested Specifications.

SMD SHIELDED POWER INDUCTORS

COMPONENT

ELECTRICAL CHARACTERISTICS

SRHN 4D18/4D28/5D18 SERIES

[↑ Back](#)

Inductance		4D18			4D28			5D18		
Code	(uH)	Test Freq.(Hz)	RDC(Ω) Max.	IDC(A) Max.	Test Freq.(Hz)	RDC(Ω) Max.	IDC(A) Max.	Test Freq.(Hz)	RDC(Ω) Max.	IDC(A) Max.
1R0N	1.00	100K	0.045	1.72	-	-	-	-	-	-
1R2N	1.20	-	-	-	100K	0.0236	2.56	-	-	-
1R8N	1.80	-	-	-	100K	0.0275	2.22	-	-	-
2R2N	2.20	100K	0.075	1.32	100K	0.0313	2.04	-	-	-
2R7N	2.70	100K	0.105	1.28	100K	0.0433	1.60	-	-	-
3R3N	3.30	100K	0.11	1.04	100K	0.0492	1.57	-	-	-
3R9N	3.90	100K	0.155	0.88	100K	0.0648	1.44	-	-	-
4R1N	4.10	-	-	-	-	-	-	10K	0.057	1.95
4R7N	4.70	100K	0.162	0.84	100K	0.072	1.32	-	-	-
5R3N	5.30	-	-	-	-	-	-	-	-	-
5R4N	5.40	-	-	-	-	-	-	10K	0.076	1.60
5R6N	5.60	100K	0.17	0.8	100K	0.1009	1.17	-	-	-
6R2N	6.20	-	-	-	-	-	-	10K	0.096	1.40
6R8N	6.80	100K	0.2	0.76	100K	0.1089	1.12	-	-	-
8R2N	8.20	100K	0.245	0.68	100K	0.1175	1.04	-	-	-
8R9N	8.90	-	-	-	-	-	-	10K	0.116	1.25
100M	10.00	100K	0.2	0.61	100K	0.1283	1.00	10K	0.124	1.20
120M	12.00	100K	0.21	0.56	100K	0.1316	0.84	10K	0.153	1.10
150M	15.00	100K	0.24	0.50	100K	0.149	0.76	10K	0.196	0.97
180M	18.00	100K	0.338	0.48	100K	0.166	0.72	10K	0.21	0.85
220M	22.00	100K	0.397	0.41	100K	0.235	0.70	10K	0.29	0.08
270M	27.00	100K	0.441	0.35	100K	0.261	0.58	10K	0.33	0.75
330M	33.00	100K	0.694	0.32	100K	0.378	0.56	10K	0.386	0.65
390M	39.00	100K	0.709	0.30	100K	0.3837	0.50	10K	0.52	0.57
470M	47.00	100K	0.922	0.28	100K	0.587	0.48	10K	0.595	0.54
560M	56.00	100K	1.08	0.26	100K	0.6245	0.41	10K	0.665	0.50
680M	68.00	100K	1.3	0.24	100K	0.699	0.35	10K	0.84	0.43
820M	82.00	100K	1.55	0.22	100K	0.9148	0.32	10K	0.978	0.41
101M	100.00	100K	1.73	0.20	100K	1.02	0.29	10K	1.2	0.36
121M	120.00	100K	2.39	0.18	100K	1.27	0.27	10K	1.5	0.33
151M	150.00	100K	2.67	0.15	100K	1.35	0.24	10K	1.71	0.31
181M	180.00	100K	4	0.14	100K	1.54	0.22	10K	2.24	0.28
221M	220.00	-	-	-	100K	1.72	0.20	10K	2.44	0.23
271M	270.00	-	-	-	100K	1.95	0.16	10K	3.38	0.21
331M	330.00	-	-	-	100K	2.66	0.14	10K	4.34	0.18
391M	390.00	-	-	-	100K	2.83	0.13	-	-	-

※ Test Freq. : 100KHz/0.1V

※ Operating Temp. : - 40°C ~ +85°C

※ Inductance drop = 35%typ. At IDC

SMD SHIELDED POWER INDUCTORS

COMPONENT

ELECTRICAL CHARACTERISTICS

SRHN 5D28/6D28/6D38 SERIES

[↑ Back](#)

Inductance		5D28			6D28			6D38		
Code	(uH)	Test Freq.(Hz)	RDC(Ω) Max.	IDC(A) Max.	Test Freq.(Hz)	RDC(Ω) Max.	IDC(A) Max.	Test Freq.(Hz)	RDC(Ω) Max.	IDC(A) Max.
2R6N	2.60	10K	0.018	2.60	-	-	-	-	-	-
3R0N	3.00	10K	0.024	2.40	10K	0.024	3.00	-	-	-
3R3N	3.30	-	-	-	-	-	-	10K	0.020	3.50
3R9N	3.90	-	-	-	10K	0.027	2.60	-	-	-
4R2N	4.20	10K	0.031	2.20	-	-	-	-	-	-
5R0N	5.00	-	-	-	10K	0.031	2.40	10K	0.024	2.90
5R3N	5.30	10K	0.038	1.90	-	-	-	-	-	-
6R0N	6.00	-	-	-	-	-	-	-	-	-
6R2N	6.20	10K	0.045	1.80	10K	0.035	2.25	10K	0.027	2.50
7R3N	7.30	-	-	-	10K	0.054	2.10	-	-	-
7R4N	7.40	-	-	-	-	-	-	10K	0.031	2.30
8R2N	8.20	10K	0.053	1.60	-	-	-	-	-	-
8R6N	8.60	-	-	-	10K	0.058	1.85	-	-	-
8R7N	8.70	-	-	-	-	-	-	10K	0.034	2.20
100M	10.00	10K	0.065	1.30	10K	0.065	1.70	10K	0.038	2.00
120M	12.00	10K	0.076	1.20	10K	0.07	1.55	10K	0.053	1.70
150M	15.00	10K	0.103	1.10	10K	0.084	1.40	10K	0.057	1.60
180M	18.00	10K	0.11	1.00	10K	0.095	1.32	10K	0.092	1.50
220M	22.00	10K	0.122	0.90	10K	0.128	1.20	10K	0.096	1.30
270M	27.00	10K	0.175	0.85	10K	0.142	1.05	10K	0.109	1.20
330M	33.00	10K	0.189	0.75	10K	0.165	0.97	10K	0.124	1.10
390M	39.00	10K	0.212	0.7	10K	0.21	0.86	10K	0.138	1.00
470M	47.00	10K	0.26	0.62	10K	0.238	0.80	10K	0.155	0.95
560M	56.00	10K	0.305	0.58	10K	0.277	0.73	10K	0.202	0.85
680M	68.00	10K	0.355	0.52	10K	0.304	0.65	10K	0.234	0.75
820M	82.00	10K	0.463	0.46	10K	0.39	0.60	10K	0.324	0.70
101M	100.00	10K	0.52	0.42	10K	0.535	0.54	10K	0.358	0.65
121M	120.00	10K	0.56	0.4	10K	0.75	0.51	10K	0.470	0.59
151M	150.00	10K	0.68	0.35	10K	0.95	0.47	10K	0.580	0.54
181M	180.00	10K	0.93	0.32	10K	1.2	0.41	10K	0.690	0.49
221M	220.00	10K	1.15	0.3	10K	1.5	0.37	10K	0.890	0.43
271M	270.00	10K	1.56	0.27	10K	1.7	0.33	10K	1.290	0.40
331M	330.00	10K	1.98	0.25	10K	2.15	0.28	10K	1.700	0.37
391M	390.00	10K	2.5	0.22	10K	2.25	0.27	10K	1.750	0.34
471M	470.00	10K	2.7	0.2	10K	3.15	0.21	10K	2.200	0.32
561M	560.00	10K	3.12	0.18	10K	3.75	0.20	10K	2.850	0.29
681M	680.00	10K	4.15	0.16	10K	5.15	0.20	10K	3.200	0.25
821M	820.00	-	-	-	-	-	-	10K	4.050	0.22
102M	1000.00	-	-	-	-	-	-	10K	5.700	0.20

※ Test Freq. : 100KHz/0.1V.

※ Operating Temp. : - 40°C ~ +85°C

※ Inductance drop = 35%typ. At IDC

SMD SHIELDED POWER INDUCTORS

COMPONENT

ELECTRICAL CHARACTERISTICS

SRHN 8D28/8D43 SERIES

[↑ Back](#)

Inductance		8D28				8D43			
Code	(uH)	Test Freq.(Hz)	RDC(Ω) Max.	IDC(A) Max.	I rms (max)	Test Freq.(Hz)	RDC(Ω) Max.	IDC(A) Max.	I rms (max)
2R0N	2.00	-	-	-	-	100K	0.014	7.00	5.50
2R5N	2.50	100K	0.0156	4.50	6.40	-	-	-	-
3R3N	3.30	100K	0.0182	4.00	6.00	-	-	-	-
3R9N	3.90	-	-	-	-	100K	0.019	5.90	4.50
4R7N	4.70	100K	0.0247	3.40	4.50	100K	0.022	5.60	4.10
5R6N	5.60	-	-	-	-	-	-	-	-
6R8N	6.80	-	-	-	-	100K	0.025	4.40	3.90
7R3N	7.30	100K	0.0390	2.80	3.40	-	-	-	-
100N	10.0	100K	0.0470	2.50	3.20	100K	0.036	4.00	3.20
150N	15.0	100K	0.0690	1.90	2.32	100K	0.053	2.90	2.30
220N	22.0	100K	0.0990	1.60	1.85	100K	0.075	2.60	1.80
330M	33.0	100K	0.1560	1.30	1.45	100K	0.125	2.20	1.40
470N	47.0	100K	0.1950	1.15	1.30	100K	0.150	1.80	1.30
680M	68.0	100K	0.2860	0.92	0.98	100K	0.240	1.50	1.00
101M	100.0	100K	0.4300	0.75	0.80	100K	0.360	1.30	0.80

※ Test Freq. : 100KHz / 1V.

※ Operating Temp. : -40°C ~ +85°C

※ Inductance drop = 35% typ. at IDC.

※ $\Delta T=40^{\circ}\text{C}$ at Irms.